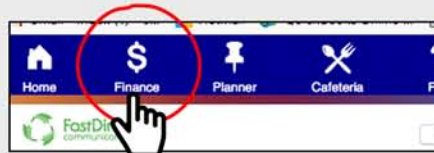
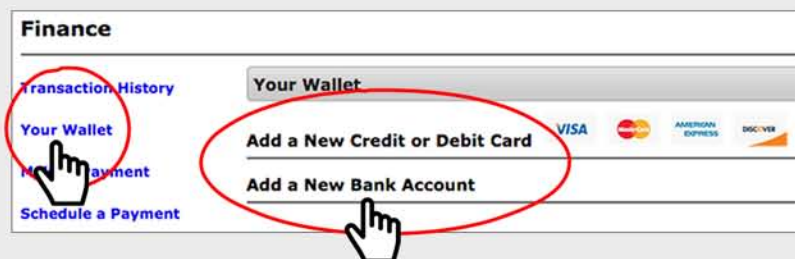


How to Make a Payment

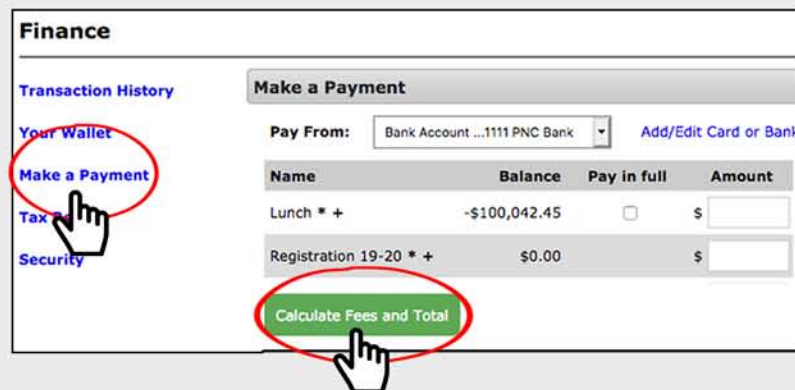
- 1 Login to FastDirect Communications.
- 2 Click the Finance Icon found in the top navigation bar as shown below:



- 3 Click **Your Wallet** and then click **Add a new credit card or debit card** or **Add a new bank account** as shown below. You can add payment methods in this section.



- 4 Click **Make a Payment**, complete the form, click **Calculate Fees and Total** (as shown below), and then click **Submit Payment**.



- 5 The system will confirm that your payment was processed by displaying a receipt on the same screen (**Make a Payment** screen). The system will also update your account balance and send a copy of the receipt via FDmail.

Did You Know?

Bookmark or save us to your phone's homescreen. Select **Remember me on this device** while logging in. And, voila! The quickest way to login!